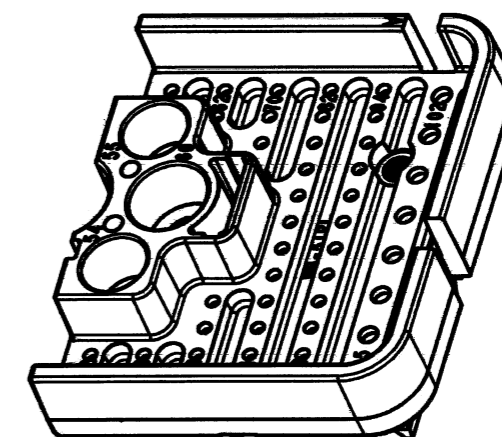
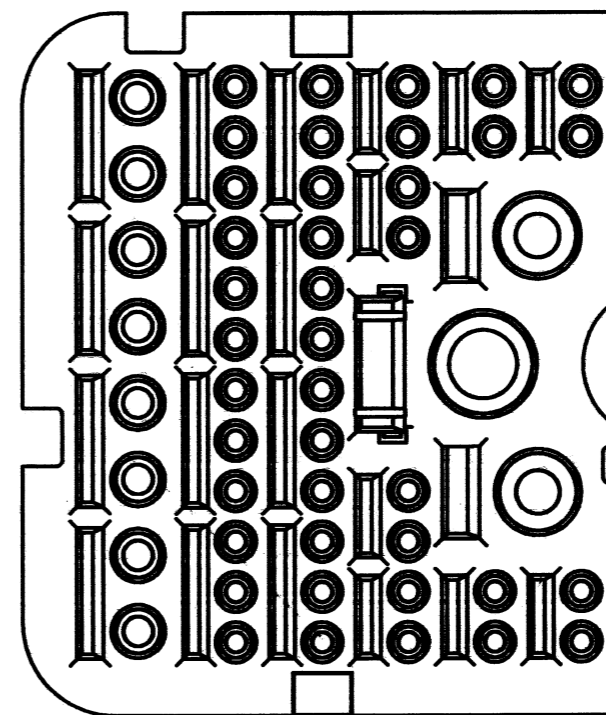
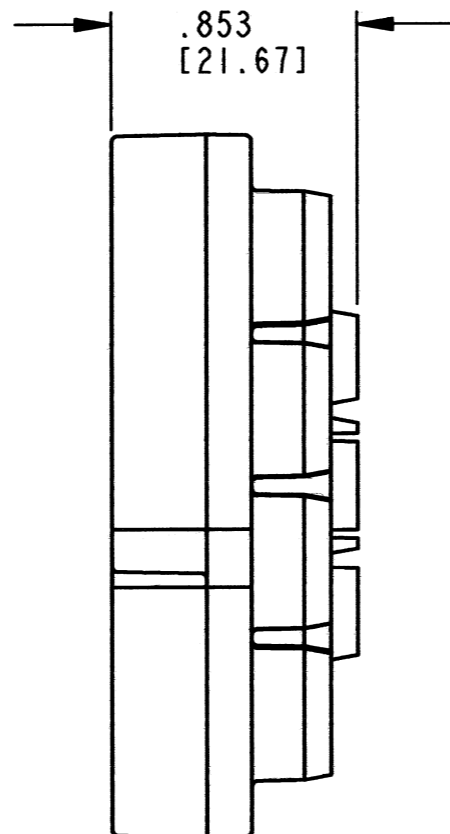
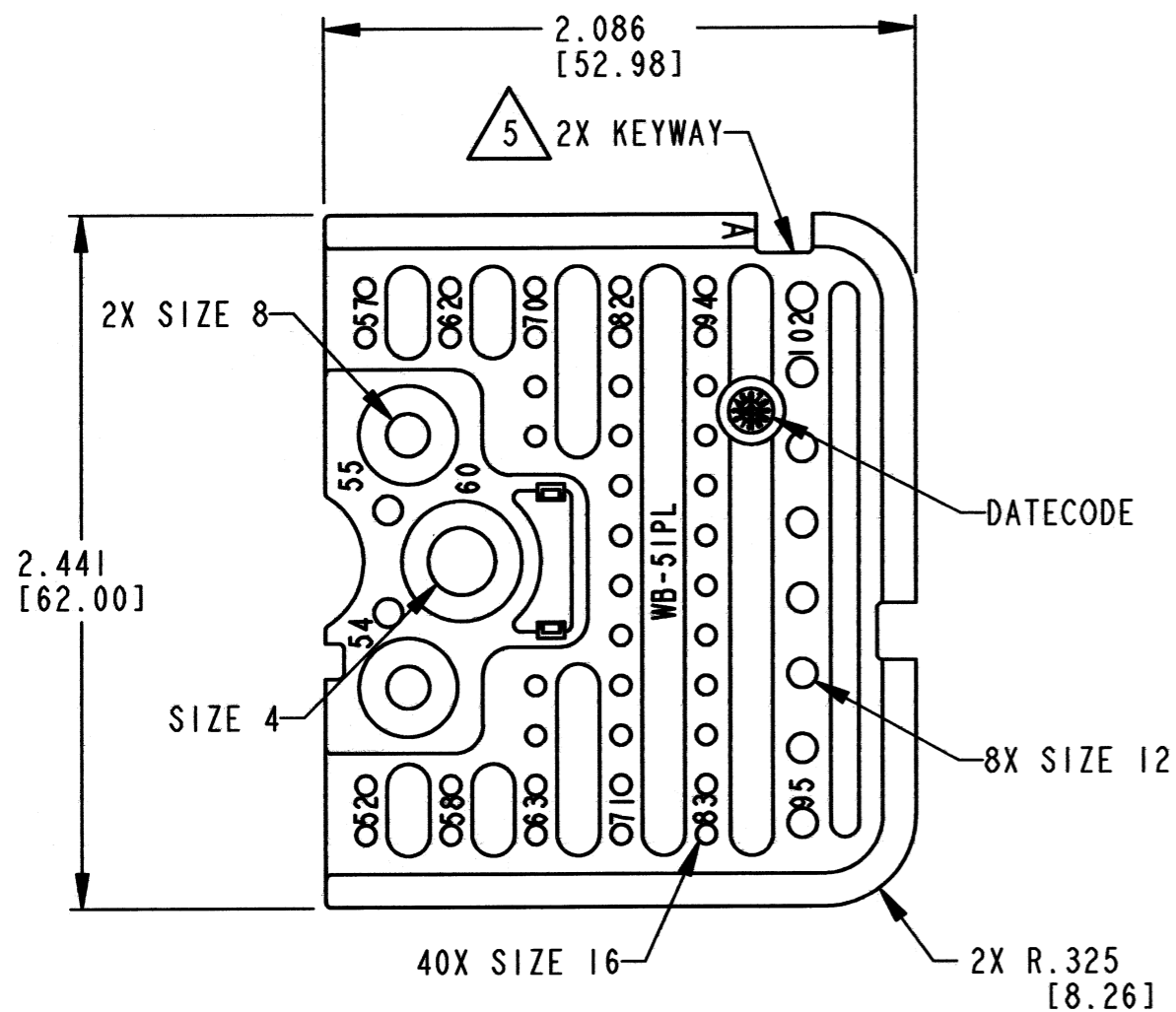


REV
A

WB-51P*L

REVISIONS

SYM	DESCRIPTION	DATE	APPROVED
NC	NEW RELEASE PER E.O. P21196	11-18-11	R.D.R.
A	REVISED PER E.O. P21520	12/18/12	Dm



5 SEE SHEET 2 FOR KEY ARRANGEMENTS.

4. MATERIAL: PLASTIC

3. THIS WEDGE LOCK MATES WITH DRB12-102P*(N)E-**** RECEPTACLE (**** = ALL MODIFICATIONS). CONSULT FACTORY FOR MODS.

2. DIMENSION TOLERANCE: ±.025 [.64].

1. DIMENSIONS ARE IN INCHES [mm].

NOTES: UNLESS OTHERWISE SPECIFIED.

5

PART NUMBER	COLOR
WB-51PAL	GREY
WB-51PBL	BLACK
WB-51PCL	GREEN
WB-51PDL	BROWN

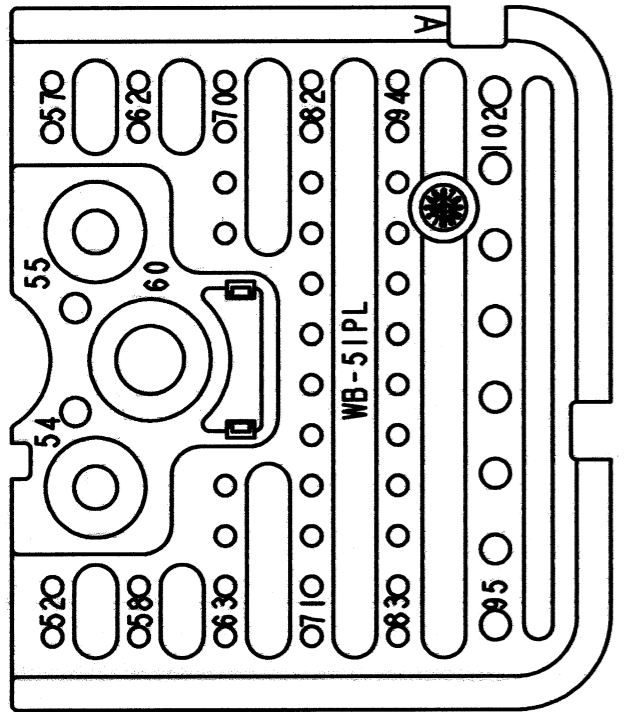
SIGNATURE & DATE	
DR	J. APOSTOL 14DEC2012
CHK	<i>[Signature]</i> 12/18/12
PE	<i>[Signature]</i> 12/18/12
APPD	<i>[Signature]</i> 12/18/12
SCALE NONE WT 28g	

WEDGE LOCK, RCPT, LEFT
"A" THRU "D" KEY
51 CONTACTS
DRB SERIES

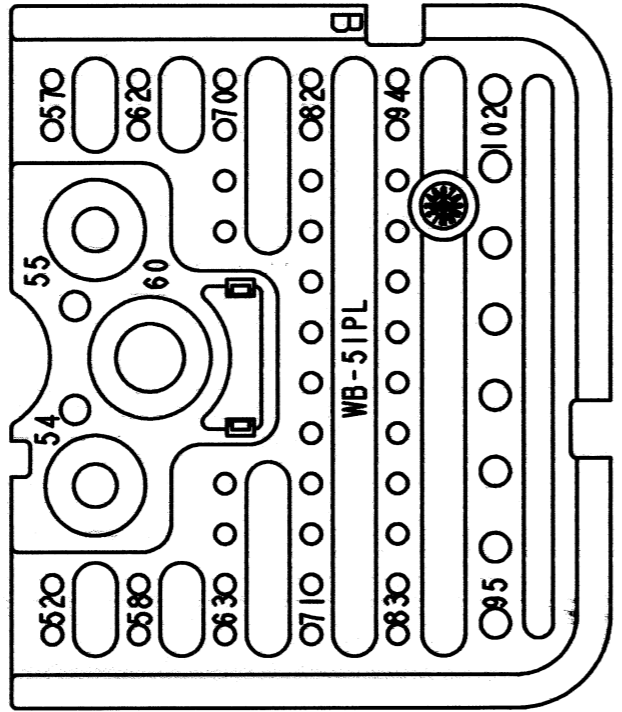
ENVELOPE

EP 046	MATL. CODE
3850 INDUSTRIAL AVE. HEMET, CA 92545	
B	WB-51P*L
DWG SIZE	CODE 11139 SHEET 1 OF 2

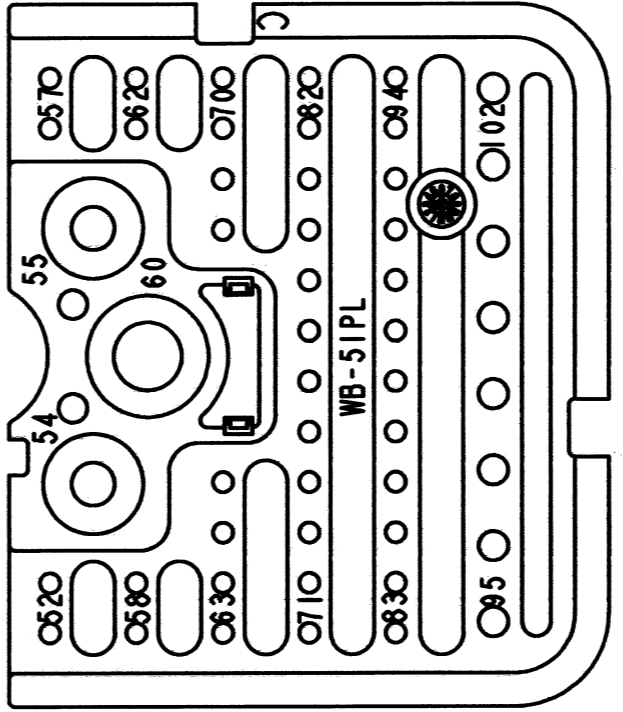
REV A	WB-51P*L	REVISIONS			
		SYM	DESCRIPTION	DATE	APPROVED
		A	SEE SHEET 1	12/18/12	Dm



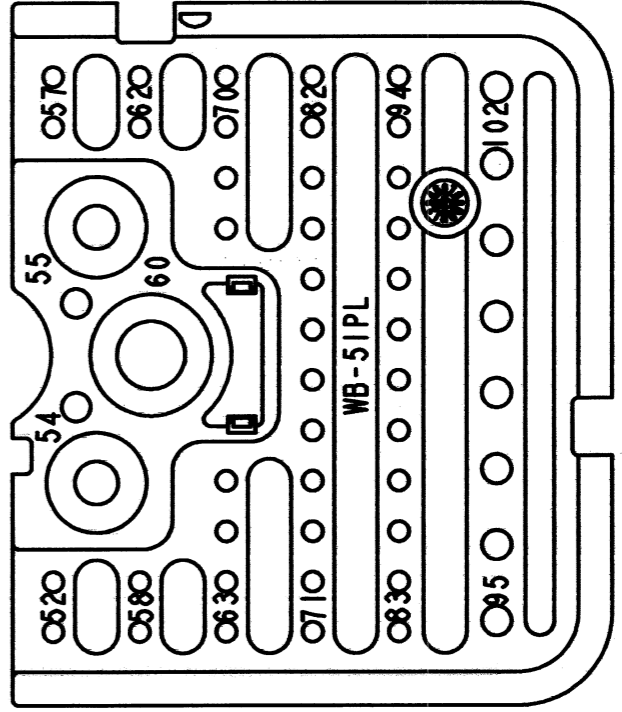
WB-51PAL
KEY: A



WB-51PBL
KEY: B



WB-51PCL
KEY: C



WB-51PDL
KEY: D

NOTES: SEE SHEET 1

	SIGNATURE & DATE
DR	J. APOSTOL 14DEC2012
CHK	<i>[Signature]</i> 12/18/12
PE	<i>[Signature]</i> 12/18/12
APPD	<i>[Signature]</i> 12/18/12
SCALE	NONE
	SEE SHEET 1

WEDGE LOCK, RCPT, LEFT
"A" THRU "D" KEY
51 CONTACTS
DRB SERIES

ENVELOPE

EP 046	MATL. CODE
3850 INDUSTRIAL AVE. HEMET, CA 92545	
B	WB-51P*L
DWG SIZE	CODE 11139 SHEET 2 OF 2

